



Choose your Activities: Do the projects. Write the dates in the circles.

**Show us your Projects:** When you finish each project, show us at the library, post a photo or video to our Facebook page (Fallsington Library) Summer Quest '22 album, or email to [rendeiroc@buckslib.org](mailto:rendeiroc@buckslib.org) for us to post.


**Summer Quest ends Saturday, August 13:** Turn in logs by 8/20/22. If you've completed 10 different activities, you'll be entered into our raffle drawing. YOU MUST SHOW PICTURES OR BRING IN YOUR PROJECTS.

**Activity Champ:** Complete all 19 activities to win an Activity Champ award!

Winners will be notified by phone or email. All prizes must be picked up by Saturday 9/3/22 at the Fallsington Library, 139 Yardley Ave, Fallsington, PA.




**Take a Hike, Take a Pic** Go for a walk and shoot a photo of an animal, plant, interesting rock or branch, the sky... Try shooting a close-up of the veins on a leaf, or shoot from a bug's point of view!




**Grow a Bean** Choose a dried bean (lima, pinto, chick pea). Crumple a paper towel into a clear cup. Place 2-3 beans in the paper towel. Spritz water on the paper towel until damp (not saturated). Place on a sunny windowsill; mist daily to keep damp. Watch your bean sprout leaves and grow roots!



**Paint the Clouds** You could paint on canvas, watercolor paper, or colored paper. Use any kind of paint, or draw with chalk, pastels, colored pencils, or crayons. If you think a cloud looks like an animal or other shape, emphasize that in your art!



**Build with LEGOs** Build anything you like using standard LEGOs or Duplos. You could build a bridge, a tall tower, or even a tree: anything you can imagine! Build by yourself, or team up to collaborate!



**Make Rock Art** Find smooth stones and draw or paint pictures on them! Use crayons, acrylic paint, or waterproof markers. Write uplifting messages on them, if you like. Put them in your garden, or go for a walk and leave them for someone to find!



**Find a Star** On a clear night, try to find the North Star, the Big Dipper, and Venus. You could consult a book on constellations, or use a star finder app. Draw a sketch of a constellation!



**Read by Flashlight** Choose any book you like, and read it after dark by flashlight! You could build a blanket fort, and read inside. If you're reading a chapter book, complete an entire chapter.



**Make a Paper Plane Fleet** Build several different kinds of paper airplanes, and test-fly them for speed. Make 5 or 6 of your best fliers. Decorate the paper before you fold your airplanes!



**Leafy Scavenger Hunt** Go for a walk. Find and pick 5 of these leaves: oak, maple, walnut, tulip tree, ginko, dogwood, and pine. Bring a tree guide with you! Make crayon rubbings of your leaves!




**Play an Instrument** Practice an instrument you play, or make your own. Maraca: a handful of dry beans in an empty plastic container. Drum: an empty coffee can with the lid on. Decorate your instrument!



**Raccoon Scavenger Hunt** Go on a nature walk and spy these 6 treasures: oak leaf, feather, green moss on a tree, heart-shaped rock, yellow flower, branch or stick that looks like an animal. You don't have to take the items with you, just find them!



**Make a Book** Write and illustrate a story, non-fiction, or poetry book. Non-fiction (fact) books could be about your favorite animal, a cook book, or a video game guide. Your book can be a long strip of paper accordion-folded, or pages stapled or sewn together. Find hand-made book techniques online!




**Make a Toy or Game** Invent FUN using things from around the house. Make a toss game or a simple board game, and decorate it with a theme (spiders, unicorns, aliens). Play your game with someone!



**Experiment with Science** Conduct a scientific experiment! Find one in a book or online. Kids, have an adult help you. Use ingredients you have at home, or find a nature experiment for outside.



**Create Art** Make any type of art, using any art materials, recyclables, leaves/sticks/rocks, etc. Find a project in a book or online, or create your own idea from your imagination. You could draw, paint, sculpt, make a collage or mosaic... be creative!



**Read to Your Pet** ... or to your favorite stuffed animal! Pets are a wonderful audience for practicing reading out loud. Read your favorite story, or find a non-fiction book. Maybe your dog would like to learn all about squirrels?



**Cook from a Recipe** Follow a recipe to cook something yummy! Find a recipe in a cookbook or online, and make a snack, dessert, or even dinner. Make extra treats for your family or a friend!



**Make a Rainbow Puddle** Slowly pour a teaspoon of vegetable oil onto a puddle, and watch the rainbow swirls! Try adding half a teaspoon of dish soap: what happens to the rainbow? You can wait for a rainy day, or make your own puddle!



**Draw a Portrait** Ask a family member or friend to pose, or draw yourself using a mirror. You could draw your pet: this is easier if they're asleep. You might like to give your art to your model!

Name: \_\_\_\_\_ Age: \_\_\_\_\_

Email: \_\_\_\_\_ Phone: \_\_\_\_\_